

# Tata Cara Publikasi Hasil Penelitian melalui Open Journal System (OJS) Stikom Surabaya untuk mahasiswa

[anjik@stikom.edu](mailto:anjik@stikom.edu)

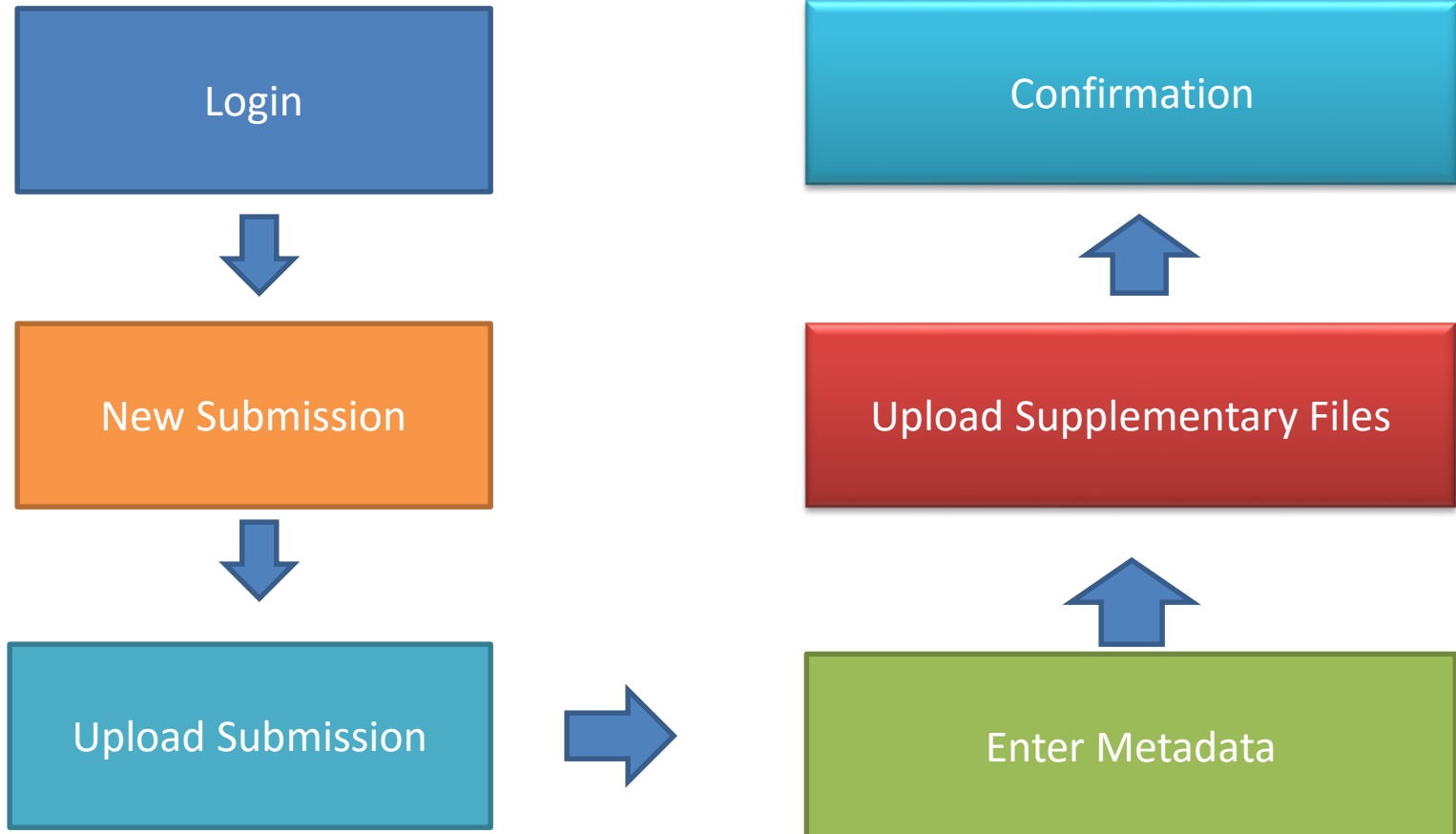
# Registrasi (mendapatkan user)

- Email ke [jsika@stikom.edu](mailto:jsika@stikom.edu) dengan **subyek Request User - NIM**
- Isi pesan email :
  - Nim (**14410100099**)
  - Nama lengkap, tidak boleh disingkat (**Anjik Sukmaaji**)
- Attachment
  - Gambar scan/foto KRS (**hrs ada MK TA**)

# Upload Makalah

- Siapkan makalah yang ditulis menggunakan aplikasi
  - Ms. Word (.doc atau docx), atau
  - Open Office (.odt)
- Download template penulisan di web jurnal
  - Untuk jurnal JSIKA  
“<http://jurnal.stikom.edu/index.php/jsika/about/submissions#authorGuidelines>”
- Siapkan suplemen makalah (optional)
  - Persetujuan Publikasi
  - Copyright
  - dll

# Tahapan *Submit* Jurnal



# 1. New Submission

[HOME](#)[ABOUT](#)[USER HOME](#)[SEARCH](#)[CURRENT](#)[ARCHIVES](#)

## Jurnal Sistem Komputer

[Home](#) > [User](#) > [Author](#) > **Active Submissions**

### Active Submissions

[ACTIVE](#)   [ARCHIVE](#)

ID	MM-DD SUBMIT	SEC	AUTHORS	TITLE	STATUS
----	-----------------	-----	---------	-------	--------

*No Submissions*


### Start a New Submission

[CLICK HERE](#) to go to step one of the five-step submission process.



[OPEN JOURNAL  
SYSTEMS](#)

**FONT SIZE**



[Journal Help](#)

**INFORMATION**

- [For Readers](#)
- [For Authors](#)

# Submission Checklist

## Step 1. Starting the Submission

1. START 2. UPLOAD SUBMISSION 3. ENTER METADATA 4. UPLOAD SUPPLEMENTARY FILES 5. CONFIRMATION

Encountering difficulties? Contact for assistance.

### Submission Checklist

Indicate that this submission is ready to be considered by this journal by checking off the following (comments to the editor can be added below).

- The submission has not been previously published, nor is it before another journal for consideration (or an explanation has been provided in Comments to the Editor).
- The submission file is in OpenOffice, Microsoft Word, RTF, or WordPerfect document file format.
- Where available, URLs for the references have been provided.
- The text is single-spaced; uses a 12-point font; employs italics, rather than underlining (except with URL addresses); and all illustrations, figures, and tables are placed within the text at the appropriate points, rather than at the end.
- The text adheres to the stylistic and bibliographic requirements outlined in the [Author Guidelines](#), which is found in About the Journal.
- If submitting to a peer-reviewed section of the journal, the instructions in [Ensuring a Blind Review](#) have been followed.

Check this

Save and continue

Cancel

\* Denotes required field



# Step 2. Uploading the Submission

[Home](#) > [User](#) > [Author](#) > [Submissions](#) > [New Submission](#)

## Step 2. Uploading the Submission

1. [START](#) 2. **2. UPLOAD SUBMISSION** 3. [ENTER METADATA](#) 4. [UPLOAD SUPPLEMENTARY FILES](#) 5. [CONFIRMATION](#)

To upload a manuscript to this journal, complete the following steps.

1. On this page, click Browse (or Choose File) which opens a Choose File window for locating the file on the hard drive of your computer.
2. Locate the file you wish to submit and highlight it.
3. Click Open on the Choose File window, which places the name of the file on this page.
4. Click Upload on this page, which uploads the file from the computer to the journal's web site and renames it following the journal's conventions.
5. Once the submission is uploaded, click Save and Continue at the bottom of this page.

Encountering difficulties? [Contact for assistance.](#)

### Submission File

No submission file uploaded.

Upload submission file

1.doc

1

2

# Step 2. Uploading the Submission

## Step 2. Uploading the Submission

1. START 2. UPLOAD SUBMISSION 3. ENTER METADATA 4. UPLOAD SUPPLEMENTARY FILES 5. CONFIRMATION

To upload a manuscript to this journal, complete the following steps.

1. On this page, click Browse (or Choose File) which opens a Choose File window for locating the file on the hard drive of your computer.
2. Locate the file you wish to submit and highlight it.
3. Click Open on the Choose File window, which places the name of the file on this page.
4. Click Upload on this page, which uploads the file from the computer to the journal's web site and renames it following the journal's conventions.
5. Once the submission is uploaded, click Save and Continue at the bottom of this page.

Encountering difficulties? Contact for assistance.

### Submission File

File Name	3-6-1-SM.doc
Original file name	1.doc
File Size	802KB
Date uploaded	2016-01-29 01:52 AM

Replace submission file

Browse...

No file selected.

Upload

Save and continue

Cancel





# Step 3. Entering the Submission's Metadata

## Step 3. Entering the Submission's Metadata

1. START 2. UPLOAD SUBMISSION 3. ENTER METADATA 4. UPLOAD SUPPLEMENTARY FILES 5. CONFIRMATION

### Authors

First Name *	<input type="text" value="Anjik"/>
Middle Name	<input type="text"/>
Last Name *	<input type="text" value="Sukmaaji"/>
Email *	<input type="text" value="anjik@stikom.edu"/>
ORCID iD	<input type="text"/>

ORCID iDs can only be assigned by the [ORCID Registry](#). You must conform to their standards for expressing ORCID iDs, and include the full URI (eg. <http://orcid.org/0000-0002-1825-0097>).

URL	<input type="text"/>
-----	----------------------

Affiliation	<input type="text"/>
-------------	----------------------

(Your institution, e.g. "Simon Fraser University")

Country	<input type="text"/>
---------	----------------------

Bio Statement (E.g., department and rank)	<input type="text"/>
--	----------------------

Add Author

First Author

Add, Others Author



# Step 3. Entering the Submission's Metadata

1

## Title and Abstract

Title \*

New Approach to Flicker Removal in Underwater Images

Abstract \*

imagery is not that easy on the surface. The main factors that is constrained is lighting. The in an object, the worse image produced. The surface of the sea that trail, if they are the beam of sunlight will result in a pattern rays irregular common called sunlight flicker. Flicker in processing image interruptions that can lead to the differences in interpretation. Thus flicker it has to be eliminated worthy of image under sea. The proposed method is a modification of the image of the HSV color model. HSV color image modification is made by way of set value V (value) in the HSV color with removal iteration process. Reason selected color section V because of the brightness of the image in the HSV color specified in section V with removal iteration process. First made image reference flicker by means of mark flicker with the value 1 nor the flicker with the 0. Based on image flicker the position the removal of flicker done. The process be done in repeated until were not identified sunlight flicker. To technique that we made, flicker can be removed.

2

Save and continue

Cancel

\* Denotes required field

# Step 4a. Add a Supplementary File

## Step 4a. Add a Supplementary File

1. START 2. UPLOAD SUBMISSION 3. ENTER METADATA 4. UPLOAD SUPPLEMENTARY FILES 5. CONFIRMATION

[<< Back to Supplementary Files](#)

### Supplementary File Metadata

To index this supplementary material, provide the following metadata for the uploaded supplementary file.

Title *	<input type="text" value="Hasil Cek Plagiat"/>
Creator (or owner) of file	<input type="text"/>
Keywords	<input type="text"/>
Type	<input type="text" value="Research Instrument"/>
Specify other	<input type="text"/>

Brief description

### Supplementary File

File Name	3-7-1-SP.pdf
Original file name	turnitin cek.pdf
File Size	418KB
Date uploaded	2016-01-29 02:04 AM

Present file to reviewers (without metadata), as it will not compromise blind review.

Replace file

No file selected.

Use Save to upload file.

\* Denotes required field

# Step 4. Uploading Supplementary Files

[Home](#) > [User](#) > [Author](#) > [Submissions](#) > [New Submission](#)

## Step 4. Uploading Supplementary Files

1. [START](#) 2. [UPLOAD SUBMISSION](#) 3. [ENTER METADATA](#) 4. **UPLOAD SUPPLEMENTARY FILES** 5. [CONFIRMATION](#)

This optional step allows Supplementary Files to be added to a submission. The files, which can be in any format, might include (a) research instruments, (b) data sets, which comply with the terms of the study's research ethics review, (c) sources that otherwise would be unavailable to readers, (d) figures and tables that cannot be integrated into the text itself, or other materials that add to the contribution of the work.

ID	TITLE	ORIGINAL FILE NAME	DATE UPLOADED	ACTION
1	Hasil Cek Plagiat	turnitin cek.pdf	01-29	<a href="#">EDIT</a>   <a href="#">DELETE</a>
2	Copyright	copyright.pdf	01-29	<a href="#">EDIT</a>   <a href="#">DELETE</a>

Upload supplementary file

No file selected.

# Step 5. Confirming the Submission

[Home](#) > [User](#) > [Author](#) > [Submissions](#) > [New Submission](#)

## Step 5. Confirming the Submission

[1. START](#) [2. UPLOAD SUBMISSION](#) [3. ENTER METADATA](#) [4. UPLOAD SUPPLEMENTARY FILES](#) [5. CONFIRMATION](#)

To submit your manuscript to Jurnal Sistem Komputer click Finish Submission. The submission's principal contact will receive an acknowledgement by email and will be able to view the submission's progress through the editorial process by logging in to the journal web site. Thank you for your interest in publishing with Jurnal Sistem Komputer.

### File Summary

ID	ORIGINAL FILE NAME	TYPE	FILE SIZE	DATE UPLOADED
6	<a href="#">1.DOC</a>	Submission File	802KB	01-29
7	<a href="#">TURNITIN CERK.PDF</a>	Supplementary File	418KB	01-29
8	<a href="#">COPYRIGHT.PDF</a>	Supplementary File	101KB	01-29

Paper files

Supplement Files

# Active Submissions

[Home](#) > [User](#) > [Author](#) > [Submissions](#) > Active Submissions

## Active Submissions

---

Submission complete. Thank you for your interest in publishing with Jurnal Sistem Komputer.

- [Active Submissions](#)



# Active Submissions

[Home](#) > [User](#) > [Author](#) > [Active Submissions](#)

## Active Submissions

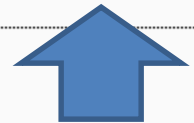
[ACTIVE](#)   [ARCHIVE](#)

<u>ID</u>	<u>MM-DD SUBMIT</u>	<u>SEC</u>	<u>AUTHORS</u>	<u>TITLE</u>	<u>STATUS</u>
3	01-29	art	Sukmaaji	<a href="#">NEW APPROACH TO FLICKER REMOVAL IN UNDERWATER IMAGES</a>	Awaiting assignment

1 - 1 of 1 Items

### Start a New Submission

[CLICK HERE](#) to go to step one of the five-step submission process.




Paper sudah masuk antrian proses review

# Paper proses Review

[Home](#) > [User](#) > [Author](#) > [Active Submissions](#)

## Active Submissions

[ACTIVE](#)   [ARCHIVE](#)



<u>ID</u>	<u>MM-DD SUBMIT</u>	<u>SEC</u>	<u>AUTHORS</u>	<u>TITLE</u>	<u>STATUS</u>
3	01-29	art	Sukmaaji	<a href="#">NEW APPROACH TO FLICKER REMOVAL IN UNDERWATER IMAGES</a>	<a href="#">IN REVIEW</a>

1 - 1 of 1 Items

### Start a New Submission

[CLICK HERE](#) to go to step one of the five-step submission process.



# Keputusan Editor : Harus Revisi

[Home](#) > [User](#) > [Author](#) > [Active Submissions](#)

## Active Submissions

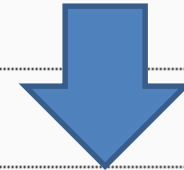
[ACTIVE](#)   [ARCHIVE](#)

<a href="#">ID</a>	<a href="#">MM-DD SUBMIT</a>	<a href="#">SEC</a>	<a href="#">AUTHORS</a>	<a href="#">TITLE</a>	<a href="#">STATUS</a>
3	01-29	art	Sukmaaji	<a href="#">NEW APPROACH TO FLICKER REMOVAL IN UNDERWATER IMAGES</a>	<a href="#">IN REVIEW: REVISIONS REQUIRED</a>

1 - 1 of 1 Items

### Start a New Submission

[CLICK HERE](#) to go to step one of the five-step submission process.



Jika Keputusan harus revisi, maka penulis harus melihat catatan Editor(dari Reviewer), dg cara klik jurnal anda tsb, kemudian klik menu (link) Review



# Melihat komentar dari editor, ttg revisi jurnal

Home > User > Author > Submissions > #3 > Review

## #3 Review

SUMMARY **REVIEW** EDITING

### Submission

Authors	Anjik Sukmaaji 
Title	New Approach to Flicker Removal in Underwater Images
Section	Artikles
Editor	Editor JSK 

---



### Peer Review

#### Round 1

Review Version	<a href="#">3-9-1-RV.DOC</a> 2016-01-29
Initiated	2016-01-29
Last modified	2016-01-29
Uploaded file	None

---

### Editor Decision

Decision	<b>Revisions Required 2016-01-29</b>
Notify Editor	 Editor/Author Email Record  2016-01-29
Editor Version	None
Author Version	None
Upload Author Version	<input type="button" value="Browse..."/> No file selected. <input type="button" value="Upload"/>

Klik tanda komentar ini



# Mengupload makalah publikasi setelah dilakukan perbaikan (revisi)

[Home](#) > [User](#) > [Author](#) > [Submissions](#) > [#3](#) > [Review](#)

## #3 Review

[SUMMARY](#) [REVIEW](#) [EDITING](#)

### Submission



Authors Anjik Sukmaaji   
Title New Approach to Flicker Removal in Underwater Images  
Section Artikles  
Editor Editor JSK 

### Peer Review



#### Round 1

Review Version [3-9-1-RV.DOC](#) 2016-01-29  
Initiated 2016-01-29  
Last modified 2016-01-29  
Uploaded file None

### Editor Decision

Decision Revisions Required 2016-01-29  
Notify Editor  Editor/Author Email Record  2016-01-29  
Editor Version None  
Author Version None  
Upload Author Version  Anjik-ID8047.docx

### Editor Decision

Decision Revisions Required 2016-01-29  
Notify Editor  Editor/Author Email Record  2016-01-29  
Editor Version None  
Author Version [3-10-1-ED.DOCX](#) 2016-01-29 [DELETE](#)  
Upload Author Version  No file selected.

Setelah upload makalah ter-revisi, tunggu keputusan editor, apakah harus revisi lagi atau sudah diterima


## #3 Review

[SUMMARY](#)

**[REVIEW](#)**


[EDITING](#)

### Submission

Authors: [Anjik Sukmaaji](#) 

Title: New Approach to Flicker Removal in Underwater Images

Section: Articles

Editor: Editor JSK 

### Peer Review

#### Round 1

Review Version: [3-9-1-RV.DOC](#) 2016-01-29

Initiated: 2016-01-29



Last modified: 2016-01-29

Uploaded file: None

Makalah sudah diterima,  
tinggal menunggu terbit

### Editor Decision

Decision: **[Accept Submission 2016-01-29](#)**

Notify Editor:  [Editor/Author Email Record](#)  2016-01-29

Editor Version: None

Author Version: [3-10-1-ED.DOCX](#) 2016-01-29 [DELETE](#)

Upload Author Version:  No file selected.

# Catatan

- Gambar, data, table yang digunakan dalam paper(makalah) harus murni buatan sendiri, bukan copy dr karya orang lain.
- Jika terpaksa menggunakan, harus menyertakan dokumen persetujuan dari pemilik data,gambar atau table pada menu supplementary file
- Summary hasil cek plagiat harus disertakan di supplementary files